



TURBINE WAY SUNDERLAND

Turbine Business Park / Sunderland / SR5 3QY

What3words /// rewarding.patch.grid

TO LET

AVAILABLE IMMEDIATELY

Two Industrial Units

TB68 - 68,458 sq ft

TB51 - 51,376 sq ft

Capacity for Rooftop Solar PV

LET ASSETS

TB29 - 29,429 sq ft

TB20 - 20,236 sq ft

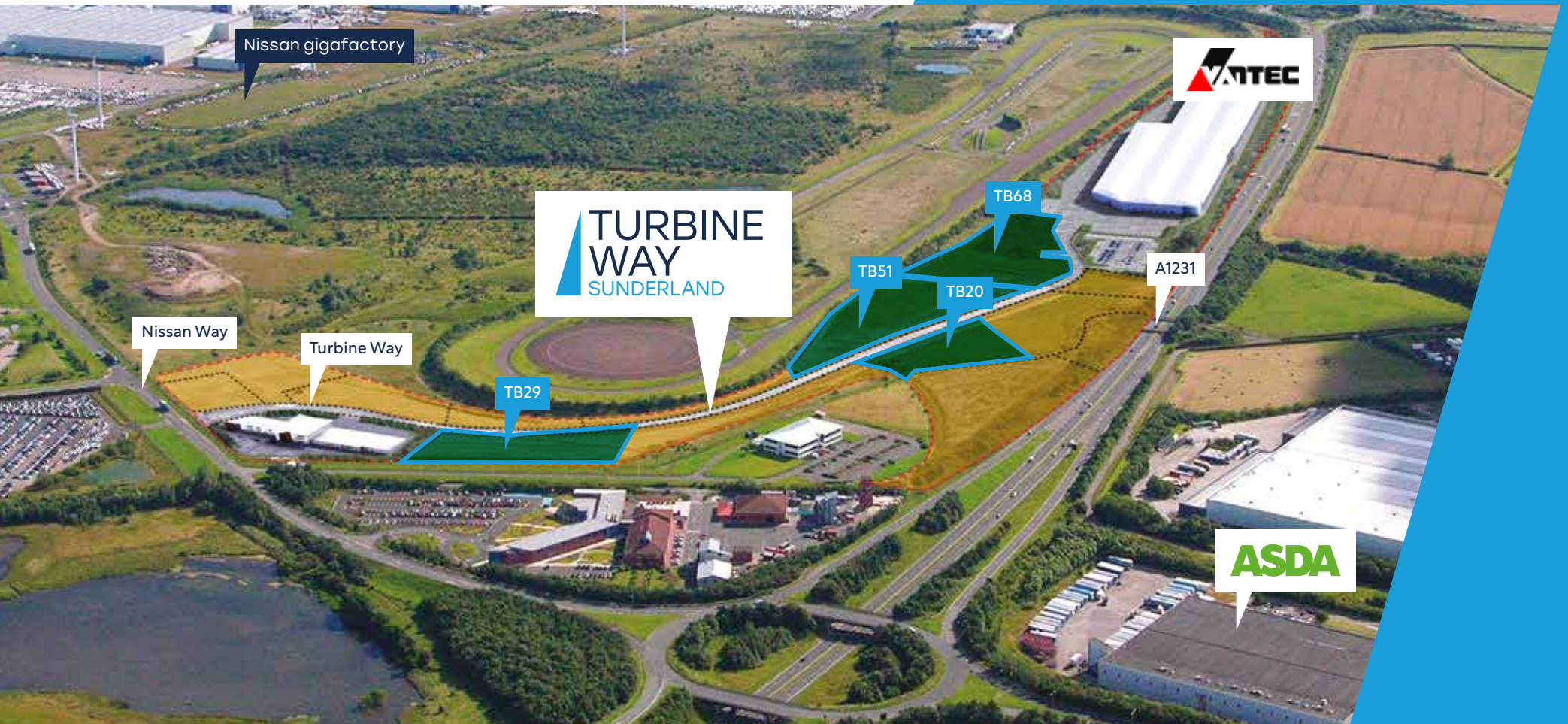
A development by:

BLOCK
INDUSTRIAL
A COPLEY POINT COMPANY

Situation

Turbine Business Park is located at the junction of the A19 and A1231 Sunderland Highway, adjacent to the new Nissan gigafactory with convenient access off Nissan Way.

The local area occupiers include Nissan, Hyderdrive, Brenntag, Vantec and ASDA.



Accommodation Summary



TB68



TB51



TB29

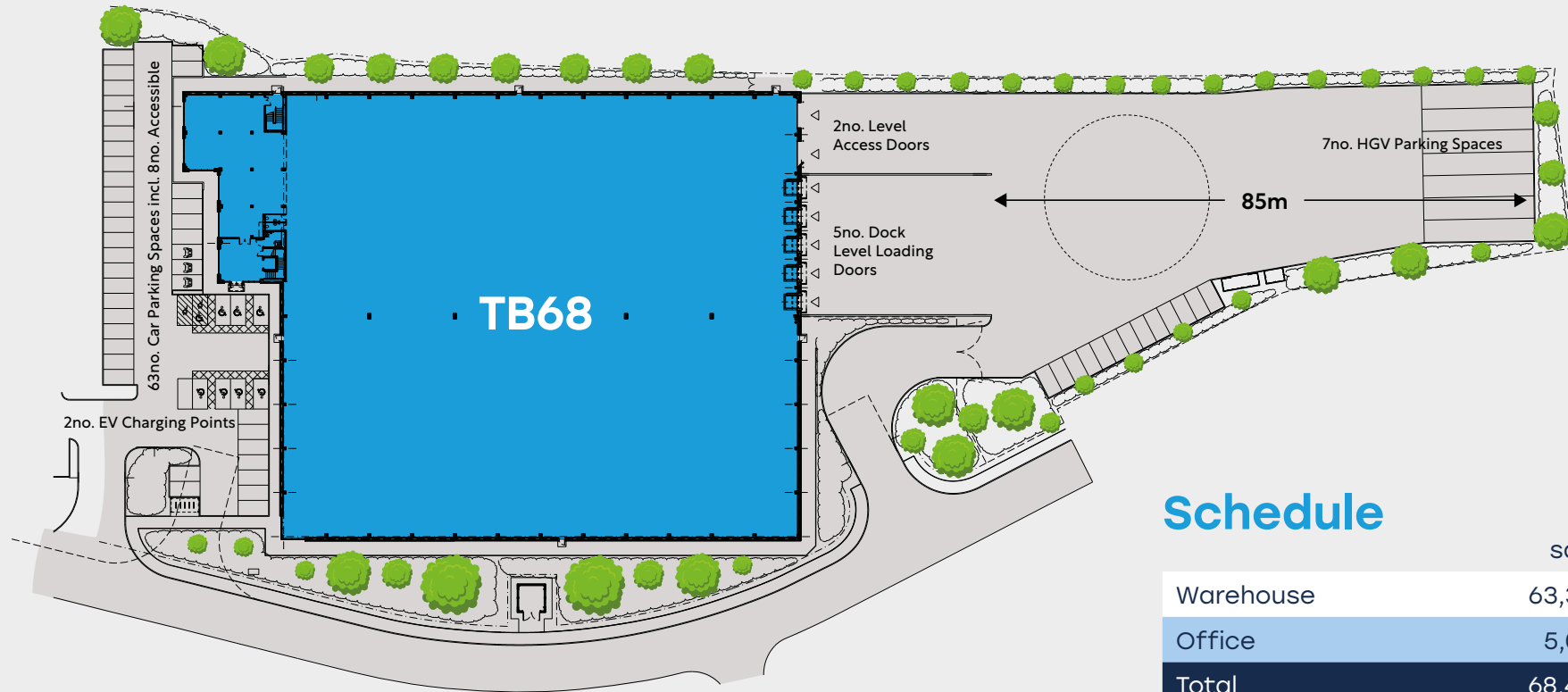


TB20

Description	All units			
Permitted Use	B2 (General Industrial) & B8 (Storage and Distribution)			
BREEAM Rating	Very Good			
EPC	A			
	TB68	TB51	TB29	TB20
Site Area	3.66 acres	2.51 acres	1.45 acres	0.95 acres
Site Coverage	43%	46%	46%	49%
Yard Depth	85m	50m	31m	29m
Total Area (sq ft)	68,458	51,376	29,429	20,236
Warehouse (sq ft)	63,389	45,833	25,909	17,190
Office (sq ft)	5,070	5,543	3,520	3,046
Floor Loading Capacity Per sq m	50kN	50kN	50kN	50kN
Dock Level Loading Doors	5	3	-	-
Level Access Loading Doors	2	3	3	3
Clear Internal Height	10m	10m	8m	8m
HGV Spaces	7	5	-	-
Car Parking Spaces	63	51	30	12
EV Charging Points	2	2	2	2
Power Supply	635kVA	470kVA	270kVA	275kVA
Solar PV*	480 kWp	360 kWp	-	-

*Maximum system size implied from roof coverage and loading capacity.

Accommodation: TB68



Schedule

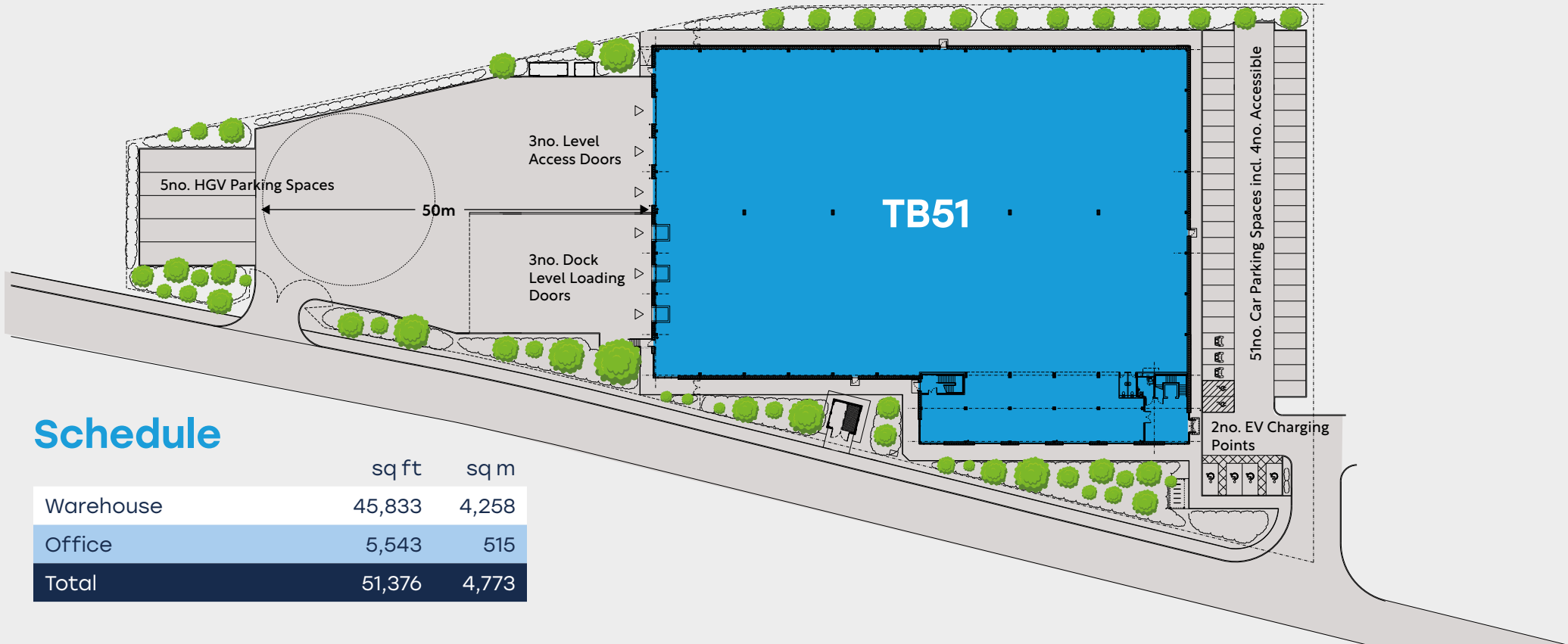
	sq ft	sq m
Warehouse	63,389	5,889
Office	5,070	471
Total	68,458	6,360

Specification





Accommodation: TB51



Schedule

	sq ft	sq m
Warehouse	45,833	4,258
Office	5,543	515
Total	51,376	4,773

Specification

10m
CLEAR
INTERNAL
HEIGHT

50m
YARD DEPTH

3
DOCK LEVEL
LOADING DOORS

3
LEVEL ACCESS DOORS

2
EV CHARGING POINTS

EPC RATING
A
B
C
D
E
F
G

VERY GOOD
BREEAM RATING

470
KVA

5
HGV SPACES

51
CAR PARKING SPACES

50kN
PER SQ M
FLOOR
LOADING



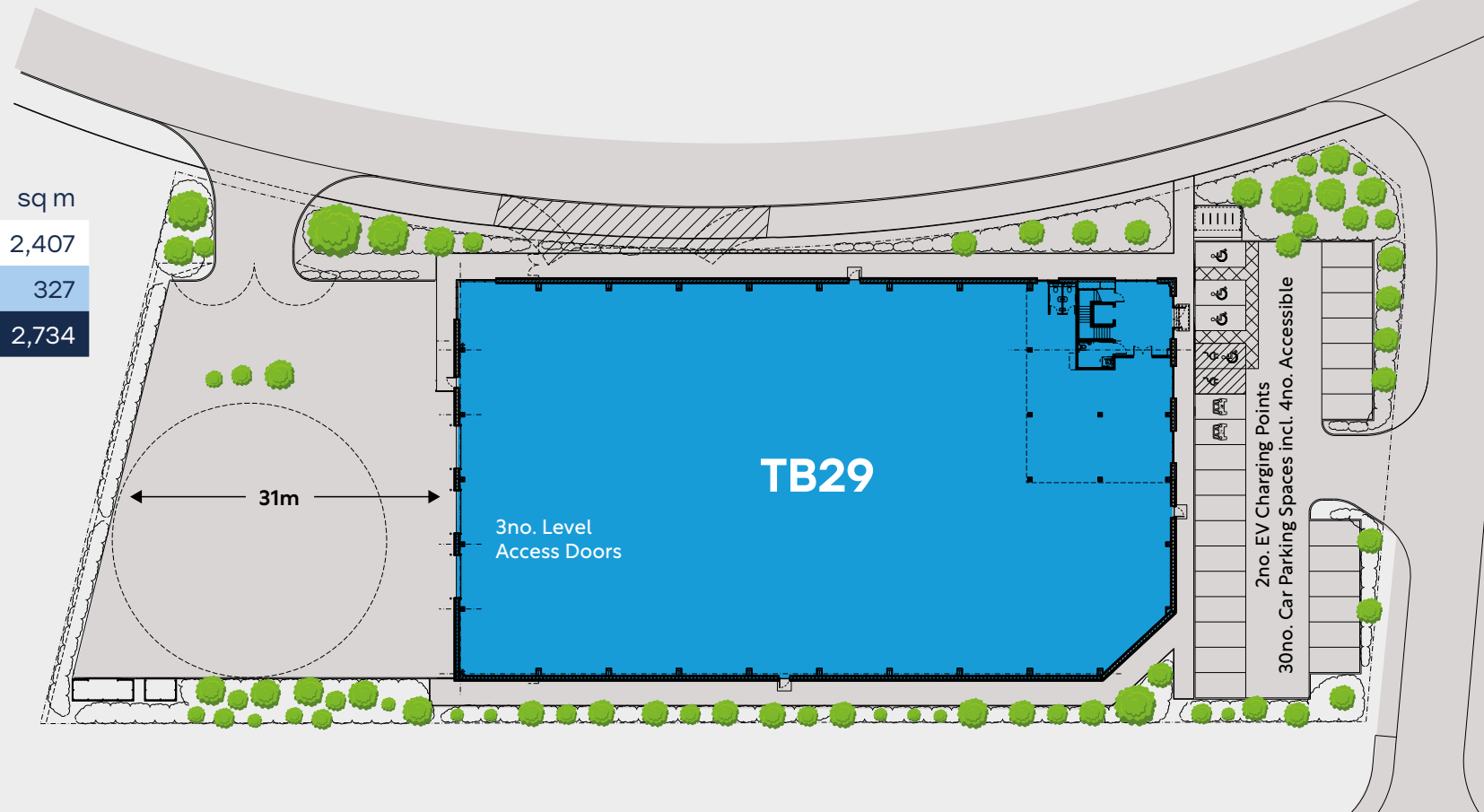
Accommodation: TB29

Schedule



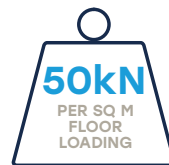
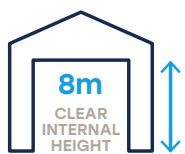
	sq ft	sq m
Warehouse	25,909	2,407
Office	3,520	327
Total	29,429	2,734

Let to:

Rheal
SUPERFOODS



Specification



Accommodation: TB20

Schedule



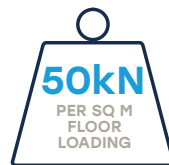
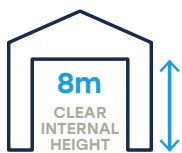
	sq ft	sq m
Warehouse	18,000	1,672
Office	2,000	186
Total	20,000	1,858

Let to:

**BATHROOM
CLADDING
DIRECT** 



Specification



Location

Sunderland is recognised as a prime industrial location in the North East. Turbine Business Park is located between the A1(M) and A19 with nearby occupiers such as Asda, Hyderdrive, Brenntag, Vantec, Nissan UK and several Tier One suppliers. The ports of Sunderland and Tyne, Newcastle International Airport and East Coast Mainline rail stations at Durham and Newcastle are all in close proximity to the Grade A units.



TURBINE WAY SUNDERLAND



ROAD

A19	1.8 miles
A194	3.8 miles
A1 (M)	4.3 miles
Hull	142 miles
Leeds	98 miles
Newcastle	12 miles

RAIL STATIONS

Sunderland	6 miles
Newcastle	12 miles
Durham	14.5 miles

SEAPORTS

Sunderland	6.5 miles
Port of Tyne - South Shields	7.3 miles

Contacts

**AVISON
YOUNG**

Danny Cramman

danny.cramman@avisonyoung.com

0191 269 0068

HTA
REAL ESTATE

Simon Hill

simon@htare.co.uk

0191 245 1234

CBRE

Dave Cato

dave.cato@cbre.com

0113 394 8821

MISREPRESENTATION ACT: Avison Young, HTA Real Estate and CBRE for themselves and for the vendors or lessors of this property, whose agents give notice that: a) all particulars are set out as general outline only for the guidance of intending purchasers or lessees, and do not comprise part of an offer or contract; b) all descriptions, dimensions, references to condition and necessary permissions for use and occupation, and other details are given in good faith and are believed to be correct but any intending purchasers or tenants should not rely on them as statements or representations of fact but must satisfy themselves by inspection or otherwise as to the correctness of each of them. c) no person in the employment of Avison Young, HTA Real Estate and CBRE has any authority to make any representation of warranty whatsoever in relation to this property.
Crafted by Core | core-marketing.co.uk | 0121 232 5000, January 2024.

**TURBINE
WAY**
SUNDERLAND

Turbine Business Park / Sunderland / SR5 3QY

What3words /// rewarding.patch.grid

A development by:

BLOCK
INDUSTRIAL
A COPLEY POINT COMPANY

block-industrial.com/turbine-way